

Instructions for using the ANGLE-CHECK™



The ANGLE-CHECK™ is a precision instrument used for measuring bedknife angles on any mower.

To accurately check the attitude follow these two steps:

1) First, set an ACCU-GAGE® on the front and rear roller in the same manner as in checking the height of cut, as shown in the picture below. Once in place, set the ANGLE-CHECK™ onto the bar and press the “zero” button.

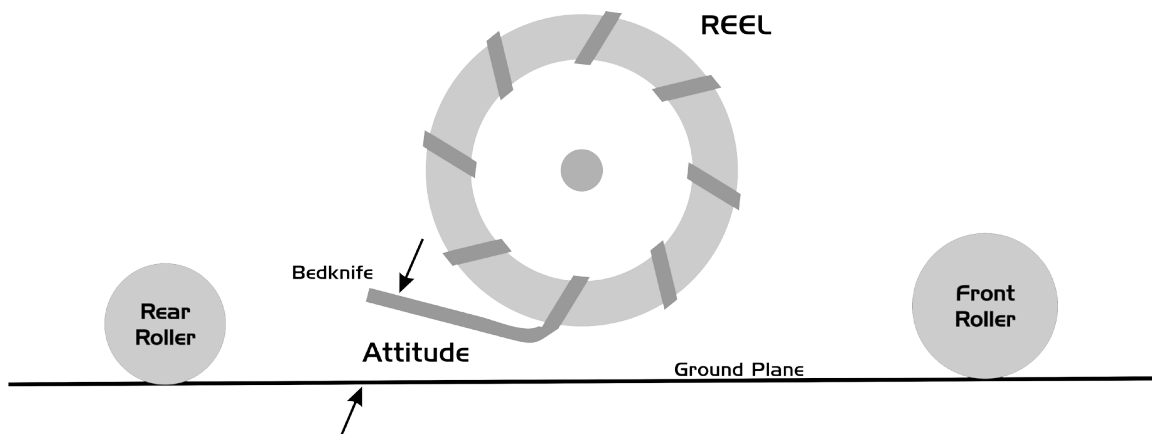
2) Now, set the ANGLE-CHECK™ on the bedknife and read the degrees of the bedknife attitude.

The attitude angle shown is 2.55 degrees.



Bedknife Attitude

Definition - The angle between the bottom of the bedknife and the ground plane under the cutting unit.



See your owners manual for recommended attitude degrees for each cutting unit.

ACCUPRODUCTS INTERNATIONAL
7836 Bethel Church Rd. Saline, MI 48176
Fax (734) 429-3985
www.accuproducts.com

Thank you for choosing our products. If you have any questions or comments, please let us know.

You may call at (800) 253-2112 or (734) 429-9571 or email info@accuproducts.com