


Instructions for using the ACCU-GAGE®

Your ACCU-GAGE has been assembled and adjusted to zero when the indicator head is at rest against the bar. If for any reason the instrument goes out of adjustment, first check to insure the indicator head and gage are tightly secured, then loosen the bezel clamp and turn the dial face so that the indicating needle returns to zero.




How It Works

ACCU-GAGE is as simple to use as old type adjusting bars.

As shown on Toro Greensmower.

Adjustments can be made with ACCU-GAGE on mower...simply read ACCU-GAGE until desired setting is reached.

Hold the instrument in place and read gage



Maintenance


The ACCU-GAGE is a precision instrument and while sufficiently durable, care should be taken when not in use to keep the instrument free from exposure to dust and dirt, etc., as continued exposure to same can cause the metering rod to stick and thereby hinder its accuracy. Under normal use lubrication should not be necessary. If the gage is removed from the bar care should be taken upon its reassembly to insure the gage is attached squarely to the bar to allow the metering rod to move freely.

To Set Height Of Cut

1. Ideally the mower should be benched (although not necessary) as the ease of handling will insure more precise settings.
2. Set indicator head against the edge of the bedknife so that the measuring point is flush against this edge as shown.

How to read the ACCU-GAGE

Graduations are in .001". Each revolution on the large dial represents .100" and is counted on the small dial. The reading shown is .188".



Repairs And Service-Instructions For Returning Your ACCU-GAGE Products

If your ACCU-GAGE should need service, please send the whole unit to the address below. The address is also located on the bar of the tool. Please send us your name, phone number, and return shipping address, along with your billing address and any special instructions. Our service department will promptly repair and return your item.

ACCUPRODUCTS INTERNATIONAL
9045 Austin Rd. Saline, MI 48176
734-429-9571 or Fax (734) 429-3985
www.accuproducts.com

Warrenty

We guarantee the ACCU-GAGE to be free from defects in materials or workmanship for a period of one year from the date of purchase. Upon return of the instrument we will repair or replace and defective part or replace the endite unit.