

Instructions for using the Roller-Check II™

The Roller-Check is a easy to use tool for checking the parallelness of rear rollers on greensmowers or other mowers where the rear or front rollers needs to be made parallel with the reel. The Roller-CheckII can be used on a mower while attached to the tractor unit, on a lift, or while on a bench as shown in the photos.





How It Works

Simply set the Roller-Check on the reel with the edge of the tool resting against the bed knife and examine the perpendicular parallels.

If both are touching the roller, the roller is parallel.


If one side is not touching as shown, that side must be moved towards the parallel unit until it touches.




Hands Free Attachment & Attitude Adjustment

With the new Hands Free Attachment the Roller-Check can be used without holding in place, making adjustments on a lift easy.

Proper attitude can be set using a pre-adjusted measuring screw, thus keeping all mowers at the same attitude.



Simply "push up" magnet to attach it to the bedknife.



Order all three Sizes

Catalog #RC-II	22" model for greensmowers
Catalog #RC-III	30" model for fairwaymowers
Catalog #RC-IV	27" model for fairway mowers
Catalog #RC-V	Purchase all 3 Sizes
Catalog #HF-I	Hands Free Attachment (22" Model Only)

ACCUPRODUCTS INTERNATIONAL
7836 Bethel Church Rd. Saline, MI 48176
Fax (734) 429-3985
www.accuproducts.com

Thank you for choosing our products. If you have any questions or comments, please let us know.

You may call at (800) 253-2112 or (734) 429-9571 or email info@accuproducts.com